


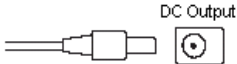


Getting Started

Your T-55 Hughes-Device Kit includes the following:








T-55 Quick Connect Guide

Connecting the SolStar T-55 Solar Charger to Hughes HNS 9201

 <p>DC Output</p> <p>Connect the barrel plug side of the Hughes male CLA* (cigarette lighter adapter) to the Hughes HNS 9201 DC output.</p>	<p>Connect the Hughes male CLA plug side into the female CLA.</p>  <p>Male Female</p>	 <p>Then connect the SAE plug side of the female CLA into the SolStar T-55 solar charger.</p>	<p>Orient SolStar T-55 solar charger directly towards the sun for optimal charging.</p> <p>The HNS 9201BGAN terminal will automatically be powered on and start charging once connected to the T-55 solar charger.</p>
--	---	--	--

*Hughes male cigarette lighter adapter must be purchased

Folding Instructions for the SolStar T-55 Solar Charger

 <p>Fold one side of the charger down the hinge-fold, active solar cells to the inside.</p>	 <p>Fold other side of the charger down the second hinge-fold, active solar cells to the inside.</p>	 <p>Starting at the end away from the cable, fold the charger along its hinge-folds.</p>
 <p>Then wrap the flap around until both the hook and loop sides of the Velcro are lined up.</p>	 <p>Lastly, press the Velcro together to secure the fold unit.</p>	


The SolStar T-55 Foldable Solar Charger provides 55-Watt power. This solar charger is lightweight and can easily fit into a backpack or carrying case. This product is ideal for HNS 9201 BGAN users who require lightweight portable power.

Important Notes

Please read the following information and instructions prior to using your SolStar T-55 Foldable Charger.

Although SolStar maybe used to power other electronic devices, the SolStar T-55 has been optimized to power the Hughes HNS 9201. Other electronic devices may be charged at consumer's own risk.

ALWAYS FOLD THE PRODUCT WITH THE SOLAR PANEL PHOTOVOLTAIC SIDE FACING OUT!



Dimensions and Weight

Folded: 11" (22.9cm) x 9" (22.9cm) x 1.3" (3.3cm)
Unfolded: 55" (1402cm) x 32" (81.3cm) x 0.01" (0.25cm)
Weight: 3.7 lb (1.7kg)
Max Power to Weight Ratio: 14.9 watt/lb (32.4 watt/kg)

Electrical & Thermal Specifications

Electrical Characteristics

Nominal Operating Voltage 16V
Nominal Rated Current 2.8-amps
Typical Power at STC* 55-watts
Open Circuit Voltage 30V
Short Circuit Current 3.7-amps

Thermal Characteristics

Power (% / C) -0.5
Voltage (% / C) -0.5
Cell Temperature Operating Range -40°F to 176°F / -40°C to 80°C

*Data at Standard Test Conditions (STC)

STC: Irradiance level 1,000W / m², spectrum AM 1.5 and cell temperature 25°C

**Cigarette Lighter Adapter (CLAs) typically operate best between 11V and 14.5V

FAQs

If I have a problem with this product, whom do I contact?

First, contact the company that sold you the product. Additional information is available at www.solstarenergy.com.

How do I know if it is working?

Your Hughes HNS 9201 terminal will indicate that charging is occurring.

Will this product drain my battery at night?

No. It has a reverse diode in the module to prevent battery discharge.

Can I leave it outside permanently?

No. Although the SolStar T-55 Foldable Charger is weather resistant, it was not designed for continuous outdoor usage. Once your application is finished charging, wipe the product with a clean, dry cloth and allow the product to dry before folding for storage.

What if the product gets wet?

No problem, just wipe it off and continue using it.

What if the product goes under water?

Simply wipe the product with a dry cloth and allow the product to dry before use. Prolonged period in or underwater may result in corrosion in the electronics.

Can I leave it outside in freezing temperature?

Yes. The SolStar T-55 can operate at temperatures down to -40°.

Can I use an extension cord?

You can purchase the 8ft. extension cord accessory (EXT-8). Total cord length greater than 30 feet likely will result in reduced power output.

How do I clean the product?

Use a damp cloth with a mild soap solution.

Where can I get more product information?

Contact the company that sold you the product. Additional information can be found online at www.solstarenergy.com.

SolStar Limited Warranty

This SolStar T-55 Folding Solar Power Panel carries a one (1) year limited warranty against defects in workmanship and materials affecting performance. SolStar agrees to replace the defective product free of charge, within the stated warranty period, when returned by the original purchaser with proof of purchase. This product is not guaranteed against wear or breakage due to misuse and/or abuse. In addition, any units that show signs of creasing or folding on the active photovoltaic areas are not covered under this warranty.